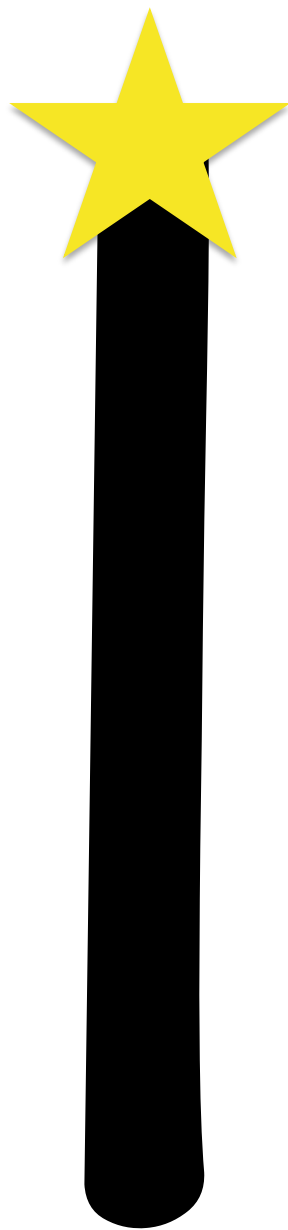


Make a circle like an 0.
Now you have the
number zero!




Straight line down and
then you're done!
That's how to make
a one!




Around and back on the
railroad track. Two, two!




Around a tree and
around a tree. That's
how we make a three!




Down and over, down
once more. That's how
we make a four.




Short neck, belly fat.
Mr. Five wears a hat.




A hat, a neck and a big
fat belly. Five has eaten
too much jelly!




Down to a hoop, six rolls
a loop.



Across the sky, then
down from heaven.
That's how we make a
seven.



Make an s, but do not
stop. Go back up, it's an
eight at the top.



Little circle, then a line.
That's how we make a
nine.



Number ten is the hero.
First a one, then a zero.

Thank You!

These products are intended for single classroom use only. Please respect my terms of use.

If you have any questions or suggestions, you can contact me via email: missKindergarten@hotmail.com



www.miss-Kindergarten.com

Credits

This unit was created by me using clip art and fonts by:

