




Class 5 – Cycle B Autumn Term Science Knowledge Organiser

	Learning objectives	Key learning	Vocabulary
<p>Earth & Space</p> 	<ul style="list-style-type: none"> Describe the movement of the Earth, and other planets, relative to the Sun in the solar system. Describe the movement of the Moon relative to the Earth. Describe the Sun, Earth and Moon as approximately spherical bodies. Use the idea of the Earth's rotation to explain day and night and the apparent movement of the Sun across the sky. 	<p>The Sun is a star. It is at the centre of our solar system. There are 8 planets (can choose to name them, but not essential). These travel around the Sun in fixed orbits. Earth takes $365\frac{1}{4}$ days to complete its orbit around the Sun. The Earth rotates (spins) on its axis every 24 hours. As Earth rotates half faces the Sun (day) and half is facing away from the Sun (night). As the Earth rotates, the Sun appears to move across the sky. The Moon orbits the Earth. It takes about 28 days to complete its orbit. The Sun, Earth and Moon are approximately spherical.</p>	<p>Earth, Sun, Moon, (Mercury, Jupiter, Saturn, Venus, Mars, Uranus, Neptune), spherical, solar system, rotates, star, orbit, planets</p>
<p>Light</p> 	<ul style="list-style-type: none"> Recognise that light appears to travel in straight lines. Use the idea that light travels in straight lines to explain that objects are seen because they give out or reflect light into the eye. Explain that we see things because light travels from light sources to our eyes or from light sources to objects and then to our eyes. Use the idea that light travels in straight lines to explain why shadows have the same shape as the objects that cast them. 	<p>Light appears to travel in straight lines, and we see objects when light from them goes into our eyes. The light may come directly from light sources, but for other objects some light must be reflected from the object into our eyes for the object to be seen. Objects that block light (are not fully transparent) will cause shadows. Because light travels in straight lines the shape of the shadow will be the same as the outline shape of the object.</p>	<p>Light, light source, dark, absence of light, transparent, translucent, opaque, shiny, matt, surface, shadow, reflect, mirror, sunlight, dangerous straight lines, light rays</p>
<p>Forces</p> 	<ul style="list-style-type: none"> Explain that unsupported objects fall towards the Earth because of the force of gravity acting between the Earth and the falling object. Identify the effects of air resistance, water resistance and friction that act between moving surfaces. Recognise that some mechanisms, including levers, pulleys and gears, allow a smaller force to have a greater effect. 	<p>A force causes an object to start moving, stop moving, speed up, slow down or change direction. Gravity is a force that acts at a distance. Everything is pulled to the Earth by gravity. This causes unsupported objects to fall. Air resistance, water resistance and friction are contact forces that act between moving surfaces. The object may be moving through the air or water, or the air and water may be moving over a stationary object. A mechanism is a device that allows a small force to be increased to a larger force. The pay back is that it requires a greater movement. The small force moves a long distance and the resulting large force moves a small distance, e.g. a crowbar or bottle top remover. Pulleys, levers and gears are all mechanisms, also known as simple machines.</p>	<p>Force, gravity, Earth, air resistance, water resistance, friction, mechanisms, simple machines, levers, pulleys, gears</p>