











## Class 1 Autumn 1 – All About Me

During this topic children will be looking at themselves and learning how we are all special and unique. This term we will be settling in and learning that we are part of the school community. We will be looking at our families, where we live and our own timelines. We will be learning all about our body – our senses and our skeleton.

Week	Key Focus	Key Text	Week in Brief	Key Vocabulary
1	Settling in getting to know the routines	 	<ul style="list-style-type: none"> <li>● Settling into school life – learning the daily routines.</li> <li>● Talking about our feelings and emotions starting school.</li> <li>● Talking to others to say how we feel, what we like and don't like.</li> </ul>	school, community, feelings, emotions, rules, routines,
2	Me and My Family How I have changed - Looking at children's timeline (baby, toddler, starting school)	 	Phonics – s, a, t, p. Kinetics Letters – Animal positions, 6 moves Maths – subitise amounts to 3, make amounts with fingers. <ul style="list-style-type: none"> <li>● Personal timeline (baby, toddler, child)</li> <li>● Family tree – Who lives in my house?</li> <li>● Visit from a midwife.</li> </ul>	family, brother, sister, mum, dad, relations, before I was born, after I was born, timeline, baby, toddler, child, subitise, amount,

3	Our body - Skeletons		<p>Phonics – i, n, m, d, Kinetic Letters – Push ups, 6 moves, introduce monkeys/tree Maths – counting, cardinality – understand the purpose of counting to know how many.</p> <ul style="list-style-type: none"> <li>● Looking at our body parts</li> <li>● Making skeletons</li> <li>● Songs/rhymes – heads shoulders knees and toes</li> </ul>	bones, skeleton, arms, legs, head, body, counting, how many altogether,
4	Our Senses		<p>Phonics – g, o, c, k, Tricky word - is, Kinetic Letters – Echo clapping, move it, say it, write it, finger workouts Maths – composition, exploring 3 and 4</p> <ul style="list-style-type: none"> <li>● Recognise our senses</li> <li>● Look at vocabulary to describe what we can see, hear, touch, taste, smell,</li> <li>● Use our senses</li> <li>● Senses song with musical instruments</li> <li>● How to take care of ourselves – hygiene, eating healthily</li> </ul>	senses, hear, sound, see, sight, taste, touch, smell,

5	Our Teeth – Caring for them	 	<p>Phonics – ck, e, u, r, Tricky word – is, Kinetic Letters – Hand strength, fine motor skills activities.</p> <p>Maths – Subitising – developing number sense of numbers up to 4.</p> <ul style="list-style-type: none"> <li>• Looking at our teeth, why are they important?</li> <li>• How to care for our teeth.</li> <li>• Make teeth out of clay.</li> <li>• Dentist Visit</li> </ul>	dentist, teeth, cleaning, toothpaste, toothbrush,
6	Where I live – Types of houses/maps	 	<p>Phonics – h, b, f, l, Tricky word – the, Kinetic Letters – letter formation h, n, Maths – comparison 'more than' 'fewer than'</p> <ul style="list-style-type: none"> <li>• Looking at maps what does a map show us?</li> <li>• Drawing a simple map</li> <li>• Sequencing 'The Three Little Pig Story'</li> <li>• Building houses at Forest School/junk modelling</li> <li>• Village walk</li> </ul>	bungalow, terraced, detached, semi-detached, more than, fewer than, first, next, after that, finally, map, Vocabulary to describe different materials

7	Harvest – All about harvest festival		Phonics – assessment week Kinetic Letters – letter formation m, r, Maths – matching and sorting objects, <ul style="list-style-type: none"> <li>● Finding out about Harvest</li> <li>● Harvest Festival</li> <li>● Church Visit</li> <li>● Vegetable Painting</li> <li>● Forest school – Fire safety</li> </ul>	vegetable (types of vegetables), harvest festival, celebrate, church, pew, altar, religion,
---	--------------------------------------	---	---	---